

# The Deception of Virology & Vaccines — Why Coronavirus Is Not Contagious

This paper intends to go to the heart of virology and vaccination itself, and what vaccination is propped up by—the entirety of virology and vaccine science is predicated on *one* thing—**that viruses are infectious agents that cause disease**. Without this theory, vaccines would not be 'effective' or 'work' in the minds of the people. Without the virus theory, vaccines would crumble like a house of cards. I will show the pseudoscience behind the theories that prop up virology, and the vast problems with it.

Firstly, viruses are not living organisms or living microbes. They do not have a respiratory system, nor do they have a nucleus or digestive system. Viruses are *not* alive and viruses are *not* contagious. The fear behind Coronavirus, for instance, is wholly unwarranted. Forget everything you think you know about viruses and bacteria. You have been lied to.

- The science of virology is based upon the study of viruses, however, no real footage of viral activity exists (except for a recently released (2018) short footage of an HIV virus which shows merely 20% of the virus theory process). Such footage is merely 3D animation and models. **Scientific Encyclopedia** states viruses have been obtained for experimentation by means of extremely powerful centrifuges which must be specially built. Viruses are so small that they average around 0.1 microns in size for a typical virus.

## **Observation Of Viruses Is Inherently Flawed**

### **Viruses are observed in cell cultures/petri-dish environments:**

Cell cultures are grown in controlled conditions outside their natural environment, wherein cells are artificially kept alive by fluids that are toxic and do damage to cellular activity. In such a sterile environment, cells cannot utilize the full range of their normal cleansing methods as they would in the human body.

### **Those processes are:**

- **Phagocytosis** (*and all of its processes*)
- **Bacterial**
- **Fungal**
- **Parasitical**
- **Viral** (*virus*)

In the processes of phagocytosis, cellular debris and dead and dying tissue are absorbed and discarded for elimination out of the body. It is bacteria that first and foremost carry out this process in large part—mainly as scavengers. Fungus and parasites are called upon as needed in special cases, and in this process, small amounts of viruses may be utilized to accompany all other processes. All of these processes are alive, but viruses are *not* alive. In such an artificial environment wherein cells are kept alive but not healthy by serums, cells will degenerate, and their viral janitors will become prominent. Viruses do not multiply on their own. When

added to fertile petri-dishes that sustain cellular life, no additional viral protein structures appear. Only when cells are added is there multiplication of viral protein structures. However, this is because petri-dishes are not the proper or healthy environment for cells, and so viral waste occurs. This is because cells must manufacture viruses to cleanse themselves in such a toxic environment since they do not have access to the full range of their cleansing processes as would occur in the body. I will show why—

*Note: Viruses are necessary to dissolve dead and dying tissue when tissue is so toxic that living microbes cannot feed upon and eliminate those tissues, waste, and cellular debris without being poisoned to death.*

### **When Would Viral Activity Become Prominent?**

As stated, viruses may accompany these processes in small amounts. However, viruses will only become prominent when all these other processes have been largely killed due to:

- Environmental toxicity
- Pollution
- Chemical inundation
- Poor air quality
- Poor water quality

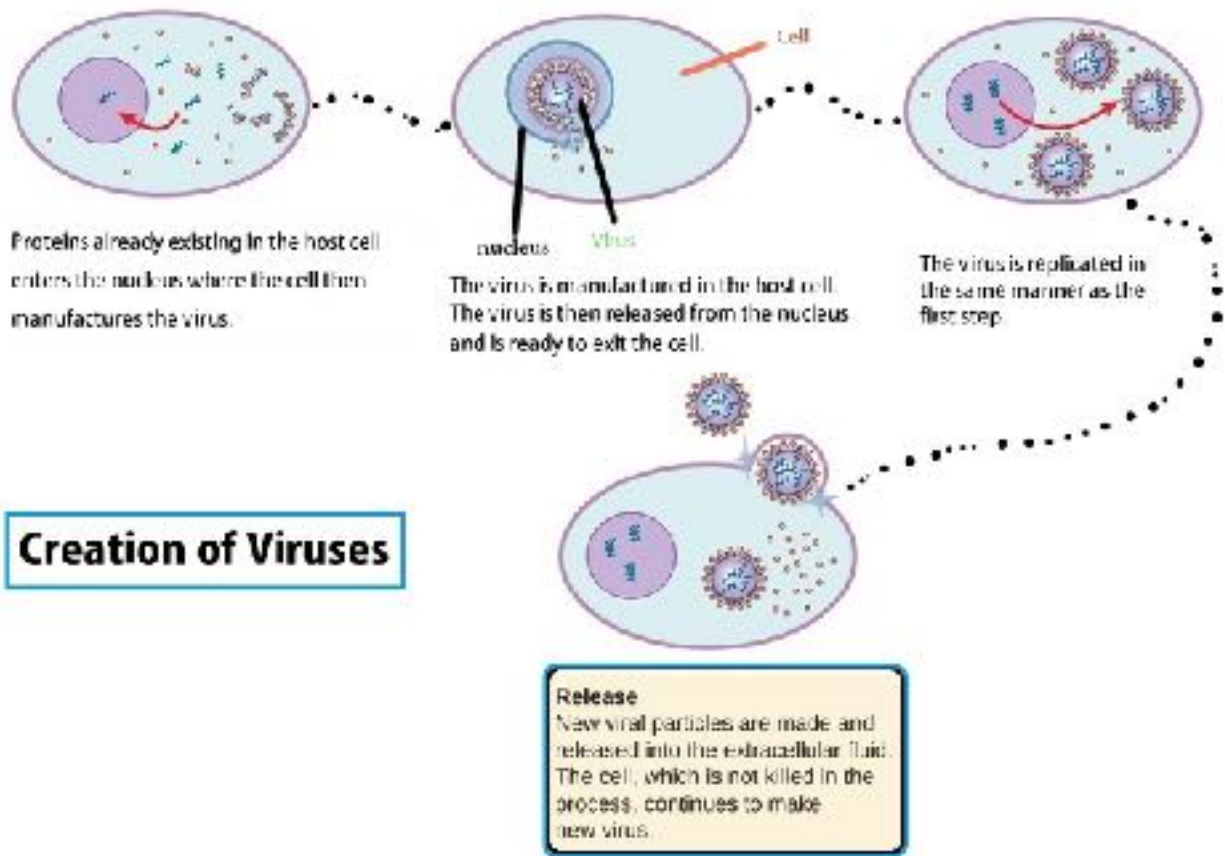
- Poor food quality
- Nutritional deficiencies
- Wrong combination or choice of foods
- Medical treatment, such as antibiotics and medications

When a body has a high degree of toxicity, bacteria feeding upon that toxic dead matter and tissue will be poisoned to death. When the body is at such a point of systemic toxicity, where bacterial levels and all living microbes in the body have been diminished or killed due to the above reasons, the body will call upon the help of viruses to help cleanse itself. When the body cannot utilize milder methods, such as a cold (usually bacterial), it will utilize the help of non-living protein solvents which are known as viruses. I will show why this *is* the only logical answer.

**Viruses** help consume and eliminate substances into small particles that can then be expelled via mucous membranes, out through the skin, or through the intestinal tract. **Cells produce viruses when their tissues are so toxic that phagocytes, parasites, bacteria, and fungi cannot help cleanse, repair and regenerate their tissues and fluids.** Science states, incorrectly without proof, that viruses originate *outside* the body, then 'hijack' the RNA or DNA of the cell, and then replicate whilst attacking cells indiscriminately. If this were true, viruses would replicate endlessly, eventually attacking all healthy cells, but they do not. We know that antibodies, a type of white blood cell, regulates the virus. There exists no

video evidence of viruses hijacking cells, except for 3D renders, and animations based on theory.

### The True Creation of Viruses (simplistic view):



The above illustration shows how viruses are actually manufactured. This shows the basic simplistic steps of virus creation. Science falsely claims that viruses replicate themselves. In reality, it is the cell itself that is producing the virus. Notice how viruses are manufactured by a healthy cell but do not destroy it. RNA and/or DNA is given by the host cell to dissolve specific substances within the body. If this were not the case, the virus would destroy the cell which created it, but it does not. The virus is ejected, damaging part of the cell, but not destroying it completely. The cell is then able to repair itself in time. Cells conspire as one unit to cleanse

themselves and their surroundings so that new cellular activity can thrive. Large amounts of viral activity are present when the body is unable to use milder living microbial detoxification methods to cleanse itself due to systemic toxicity of tissues that poison living microbes.

### **Steps for Creation of a Virus:**

- Viral proteins part of the genome of the living body existing in every cell which determines what type of proteins will be created by a cell is called into action.
- Viral proteins existing in the cell enter the nucleus of the cell. Viruses are manufactured in their whole form within the cell, and sequenced/ encoded via RNA/DNA host directives.
- The virus leaves the nucleus and is housed in the cell until it leaves the cell.
- The virus is ejected by the cell, damaging a part of the cell, but not destroying it.
- Viruses change every 72 hours. Virus replication continues and every 72 hours the first strain is exhausted, and an entirely new set of viruses is then manufactured by cells to continue the job of the previous until the process is complete.

## How Viruses are Manufactured — The True Processes of the Virus

Viruses do not infect healthy stable cells. They dissolve dead and decaying cells and tissue, dissolving them so that new cellular activity can thrive. **A good analogy:** Flies appear on dead matter but are not the cause of the dead matter. They are scavengers that break down dead matter. In this way, viruses and bacteria operate in the same exact manner within the body. Without scavengers on Earth to clean up waste, Earth's air would become toxic. The same processes are carried out in the body on a microscopic macro level. Science states the opposite of what reality dictates to us through our own observation of nature. This is impossible because our bodies are microcosms for the way nature operates outside our bodies. Assuming the opposite of this goes against our observable nature and is foolish.

As stated, when the normal janitorial functions of the body have been largely diminished and killed due to systemic toxicity, cells can no longer maintain themselves. Red blood cells come together as a whole unit to save themselves and conspire to cleanse themselves by manufacturing solvent protein constructs (virus) that disassemble and break down dead and dying cells, cellular waste, tissue, and foreign debris. Cells manufacture viruses in their *whole form* cellularly. In this process, viruses are manufactured directly within the cell using pre-existing viral protein in the cell and genome, and are embedded/encoded with RNA and/or DNA by the host cell. The cell ejects the virus, which is then regulated by white blood cells through that encoding (antibodies), which oversee the processes of the virus. This allows the viral activity to be controlled and regulated properly.

These two functions are united as one process, and they do not act separately. Once the cell ejects this virus, the cell is partially damaged but is not destroyed. The viruses, which are many, consume and dissolve dead, dying and foreign tissue, debris, unhealthy cells, and cellular waste. This process takes time depending on the toxicity involved. The effects of their elimination are the symptoms experienced in cold or flu. Viruses break these substances down into tiny particles that can then be expelled via mucous, skin, and bowels. When the process is complete, the body becomes stronger, so long as that person does not continue to toxify his or her body further. If he or she does, such extreme detoxifications will always occur.

## Viral Facts:

- Viruses cannot enter through the skin or eyes. Such vectors do not work because the mucus membranes and the immune system discard small amounts of foreign proteins such as viruses.
- Viruses cannot enter through wounds because we bleed outwardly, not inwardly.
- Viruses do not 'exist' outside of petri-dish solutions or a living body.
- Viruses cannot function without a host cell that manufactures them and encodes them, and viruses cannot replicate without a host cell.
- Viruses do not 'infect' or 'invade' cells. They are not alive to do so in the first place. Viruses almost never dissolve living tissue, unless in



specific circumstances such as polio and degenerative nervous system diseases where metal toxicity is present.

- Viruses' primary function is to dissolve dead matter.
- Cells produce different viral strains depending on the condition of the tissue involved.
- There are 320,000 viral strains inherent to the human body, and each cell contains the viral protein makeup to manufacture each strain when the body calls for it.
- Viruses are sequenced/encoded by blood cells via RNA/DNA to break down specific dead and dying tissue and waste. Viruses are very specific protein structures.
- Coughing, sneezing, and spitting is not a vector for the transmission of viruses. Saliva and mucus membranes break down any such particles. Skin is not a vector either because viruses cannot cross dead skin layers.
- The only way to get a virus outside of natural means is via direct injection (vaccine) or blood transfusions of a patient who has a virus. However, in such cases, the body only analyzes it as foreign tissue that must be eliminated. Since the virus did not originate within the bodily host, that body does not know the time and place that the virus will be active nor does it have the key to decode it (RNA or DNA encoded by the cell) and cannot find the time of its activity. As such, it is analyzed as a foreign substance that must be eliminated. Protein solvents (viruses) are manufactured of varying strengths to discard

this waste if living microbes cannot eliminate it.

- Viruses are a result of internal toxicity caused by the environment. Viruses are cyclical in animals. Viruses feed upon waste products in the blood and tissue. Throughout the year, upon season and climatic/temperature changes, the body will dump mass amounts of toxins into the blood for removal. Some of these toxins are so toxic in nature, such as mercury, formaldehyde, and other chemical byproducts, that living microbes cannot feed upon and eliminate them without dying. Non-living proteins are then manufactured by each cell in the corresponding location of the body where this cleansing is necessary. Those toxic substances are disassembled and broken down by viruses so that the body can eliminate them, restoring homeostasis.
- The only way viruses can be used as biological weapons is via injection, period. It is possible that such manmade viral strains are included in regular existing vaccines, and this should not be ruled out as a possibility, but as previously stated, viral strains from outside the body are not recognized. However, manmade substances that are injected can be designed to provoke extreme reactions in humans via various levels of tissue sterilization and adjuvants.
- Viruses cannot cross-species ie; from animal to mankind. It is impossible for humans to develop animal flus—A. Because viruses are not contagious, and, B. Because animal RNA/DNA is not compatible with human RNA/DNA. The only way animal tissue can be observed in the blood is through injection of animal tissues, which make their way to the blood, bypassing the digestive tract. Only then will swine tissue, or bird tissue, or any such animal tissue appear in the body. When animal meat is consumed by a human, it is converted

into human tissue. Human cells cannot produce animal cells or viruses. If we develop viruses, they are human viruses. Even if animal viruses 'hijacked' human cells, human cells cannot possibly produce animal viruses.

**Here I will show the important differences between what is now highly adopted in mainstream science, known as the 'Germ Theory', and Antoine Béchamp's 'Terrain Theory':**

<b>Germ Theory</b>	<b>Terrain Theory</b>
Disease arises from germs outside the body.	Disease arises from germs within the cells of the body.
Microbes are generally to be guarded against	These intracellular micro-organisms normally function to build and assist in the metabolic processes of the body.
The function of microbe is constant	The function of these organisms changes to assist in the catabolic (disintegration) processes of the host organism when that organism dies or is injured, which may be chemical as well as mechanical.
The shapes and colors of micro-organisms are constant	Micro-organisms change their shapes and colors to reflect the medium.
Every disease is associated with a particular micro-organism	Every disease is associated with a particular condition
Micro-organisms are primary causal agents	Micro-organisms become «pathogenic» as the health of the host organism deteriorates. Hence, the condition of the host organism is the primary causal agent.
Disease can «strike» anybody	Disease is built by unhealthy conditions
To prevent disease we have to «build defences».	To prevent disease we have to create health
Intensely pro vaccination	intensely anti vaccination
Denies existence of microzymas	acknowledges existence of microzymas
Regards the cell to be the basic unit of life	insists there is a smaller unit of life, the microzyme [plural microzymas]

Table chart by Mister Seun Ayoade. The Differences Between Germ Theory & Terrain Theory, JOJ Nurse Health Care. 2017; 4(2): 555631.

Coronavirus is a respiratory virus manufactured by cells in the lungs and respiratory areas to cleanse themselves of systemic toxicity.

**Such a cold virus occurs and functions in the following way:**

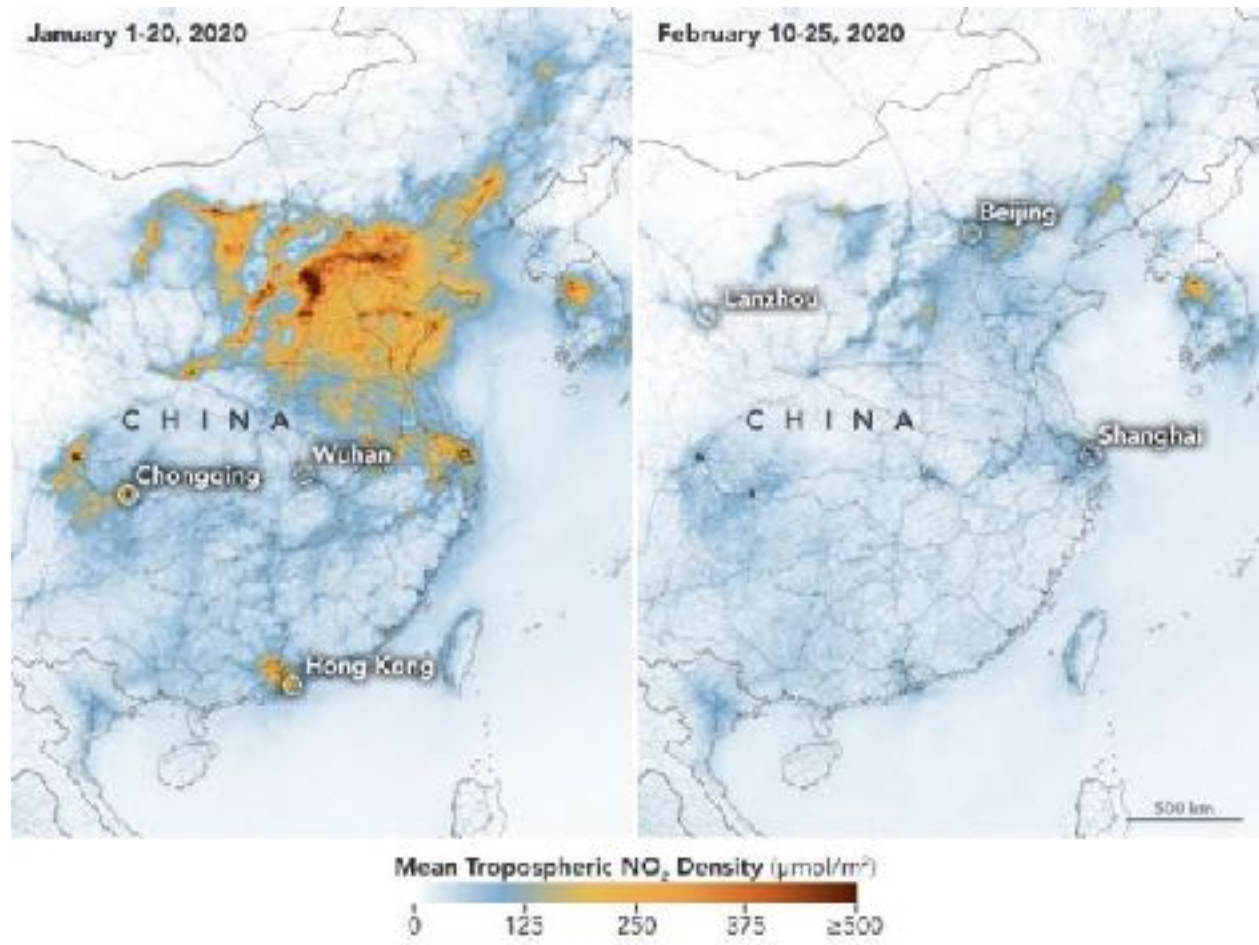
- **Coronavirus MERS-CoV (2019-nCoV)** is a type of acute respiratory syndrome (SARS) with mild to flu-like symptoms. SARS is caused by man-made environmental toxicity.

Chemically toxic substances from the air are breathed into the lungs and respiratory system>Toxic particles land onto the surface of the lungs and the fluid-filled sacs in the lungs (alveoli) where they cannot be dislodged or dissolved by living microbes because of their toxicity and nature>Specific non-living protein solvent structures (virus) are then manufactured by cells in the respiratory system to disassemble and break down these substances in the lungs>Mild flu-like symptoms usually result, including coughing and fever, which initiates the cleansing and healing process. Coughing brings blood and nutrients to the respiratory system. The symptoms associated with their removal are what occurs during SARS. Such airborne toxic substances are caused by burning plastics, formaldehyde, and factory tainted air, which encompasses a wide array of very toxic byproducts. Older individuals with already weakened immune systems are prone to more advanced respiratory virus detoxifications and will account for most deaths. This illness may crop up in millions due to dense populations like in China breathing in such air on a daily basis. This does not mean it is contagious—it's not.

**The 4 Main Steps For Coronavirus Creation:**

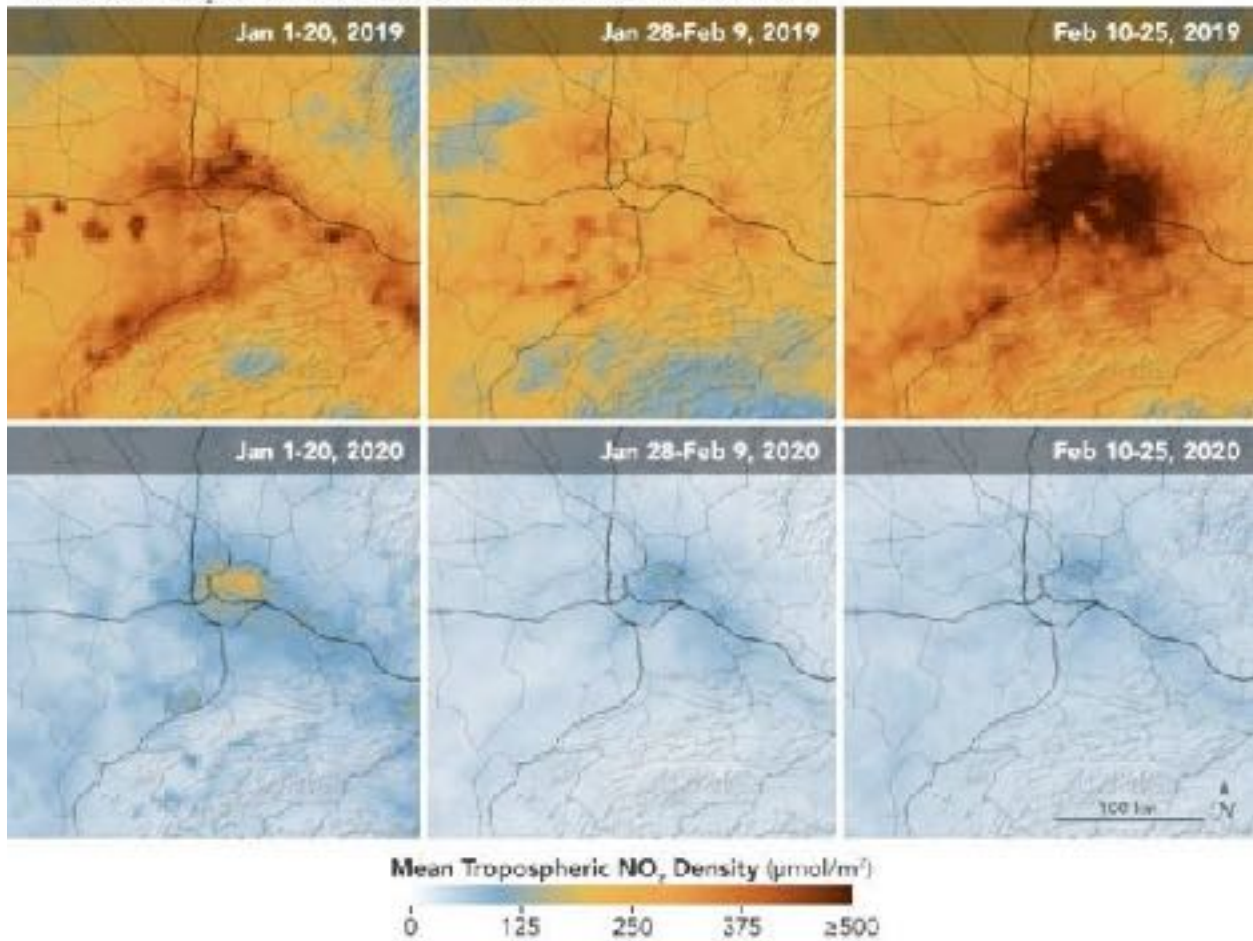
- Chemically toxic substances from the air are breathed into the lungs and respiratory system.
- Toxic particles land onto the surface of the lungs and the fluid-filled sacs in the lungs (alveoli) where they cannot be dislodged or dissolved by living microbes because of their toxicity and nature.
- Specific non-living protein solvent structures (virus) are then manufactured by cells in the respiratory system to disassemble and break down these substances in the lungs.
- Mild flu-like symptoms usually result, including coughing and fever, which initiate the cleansing and healing process.

**The following images show the changes in pollution levels in the past month, which coincides with a drop in the rate of virus cases:**



### Pollutant Drops in Wuhan—and Does not Rebound

Unlike 2019, NO<sub>2</sub> levels in 2020 did not rise after the Chinese New Year.



Sattelite images show drastic drops in pollution in the past month in Wuhan. You can easily see how bad pollution has been in Wuhan and the rest of China.

### Why Viruses Arise In The Body (summary):

As previously stated, the processes of phagocytosis, fungal, parasitical, and bacterial, which are all living microbes, are responsible for consuming and eliminating dead cells, cellular waste, and foreign debris. But when tissue is so toxic that those living microbes cannot feed upon and eliminate those substances without being poisoned to death, cells will conspire to cleanse themselves by manufacturing specific non-living solvents know as



viruses, which break down and disassemble those substances into particles to be expelled out through the skin, mucus, and bowels. Viruses leave the cell, damaging only a part of the cell, but not destroying it. Once out of the cell, they are regulated by white blood cell antibodies to dissolve specific tissues and debris necessary to restore relative homeostasis.

Viruses do not destroy the cell wherein they are replicated, yet science states they infect other cells and DO destroy other cells indiscriminantly, which has no proof and makes no logical sense. Such a theory is obviously untrue because then viruses would attack every living cell without a cause, killing the body every time, but this does *not* happen. Viruses only dissolve dead and dying waste in almost all circumstances.

The only time a virus would appear to attack living tissue is when metals are embedded in the tissue, such as polio cases, where viruses have to get into spinal column areas and cleanse tissue. Since metal is hard to remove from the body, it is natural for viruses to break down living tissue to remove those metals, which gives the illusion that the virus is somehow working against the body. In reality, the virus is attempting to heal the systemic toxicity of the body and reverse it. Metals accumulate from the body from many various sources, one of which is vaccine adjuvants.

### **Conclusion:**

There is no other explanation for how the human body maintains itself. It is the only logical answer. The truth has been hidden by science for almost 200 years, yet was revealed long ago in the 1800s by scientists such as Antoine Béchamp who documented in his own experiments that viruses are terrain dependant, non-living agents that break down waste matter, that they come from *within*, not from without. Viruses are nothing more than proteins that cleanse. The same is true about cancer. Cancer is another way the body tries to heal itself, by cocooning dead cells in a tumor in which the body is incapable of removing properly so that it can dissolve and

cleanse those cells from the body at a later time. The body is miraculous and finds ways to heal no matter the circumstances. It has ways of shortcircuiting and shortcutting pathways in times of trouble.

It is sad that modern science has led so many astray in their thinking with regard to their own bodies and how it functions creating nothing but fear and panic, whilst reaping massive amounts of money for those in power as a result. Such fear places a distrust in our own bodies, our neighbors, and nature itself, making it appear as if we are powerless in the face of disease; that it is beyond our control and only the medical establishment can save us from ourselves. What might those in power benefit from such chaos? Explore that thought. This confusion has led to the coronavirus 'outbreak', and the resulting fear and chaos which surrounds this manufactured and blown out of proportion event. This virus is being used to institute police state style laws and measures around the world, and will only increase if the majority do not wake up to the lies surrounding the nature of viruses and disease.

### **References:**

- *The Poisoned Needle: Suppressed Facts About Vaccination, 1956, by Eleanor McBean M.D., N.D.* (shows the many dangers of vaccinations, manipulated statistics throughout history, how polio arose, and the nature of virus and disease.)
- *Béchamp Or Pasteur? A Lost Chapter in the History of Biology by E. Douglas Hume, 1923*
- *The Blood and Its Third Element by Antoine Béchamp, 1912*

- *Immunization: The Reality Behind the Myth*, by Walene James, 1942 (discusses Béchamp's 'Terrain Theory' of bacteria and viruses.)
- *The Dream & Lie of Louis Pasteur*, R.B. Pearson, 1942 (First published in 1942 under the title 'Pasteur Plagiarist Imposter!-the Germ Theory Exploded'. Shows that Louis Pasteur plagiarized and distorted the work of professor Antoine Béchamp. The author propounds the viewpoint that bacteria in the body are a result, not a cause of disease, that vaccinations are harmful or at best, ineffective, and that Pasteur did not realize the consequences of the vaccines he and his followers created.)

"The microbe is nothing. The terrain is everything" — Claude Bernard  
1813-1878 (widely regarded to be the father of modern physiology).

"The primary cause of disease is in us, always in us" — Professor Pierre  
Antoine Bechamp, 1883.